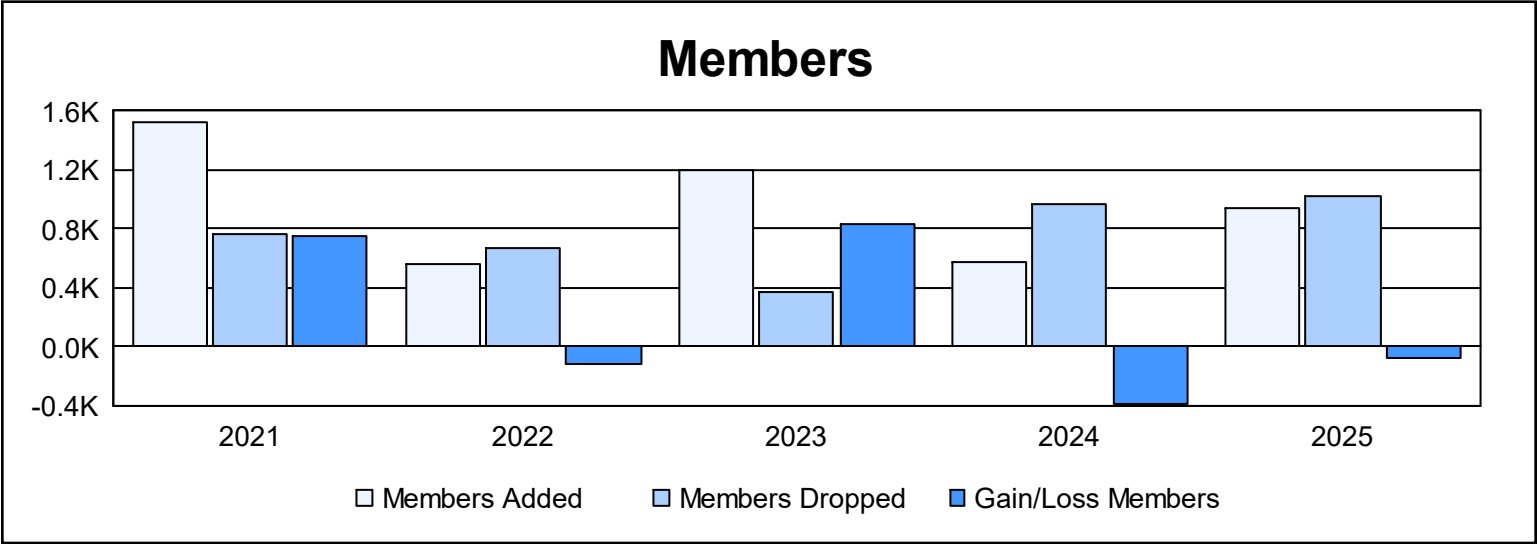
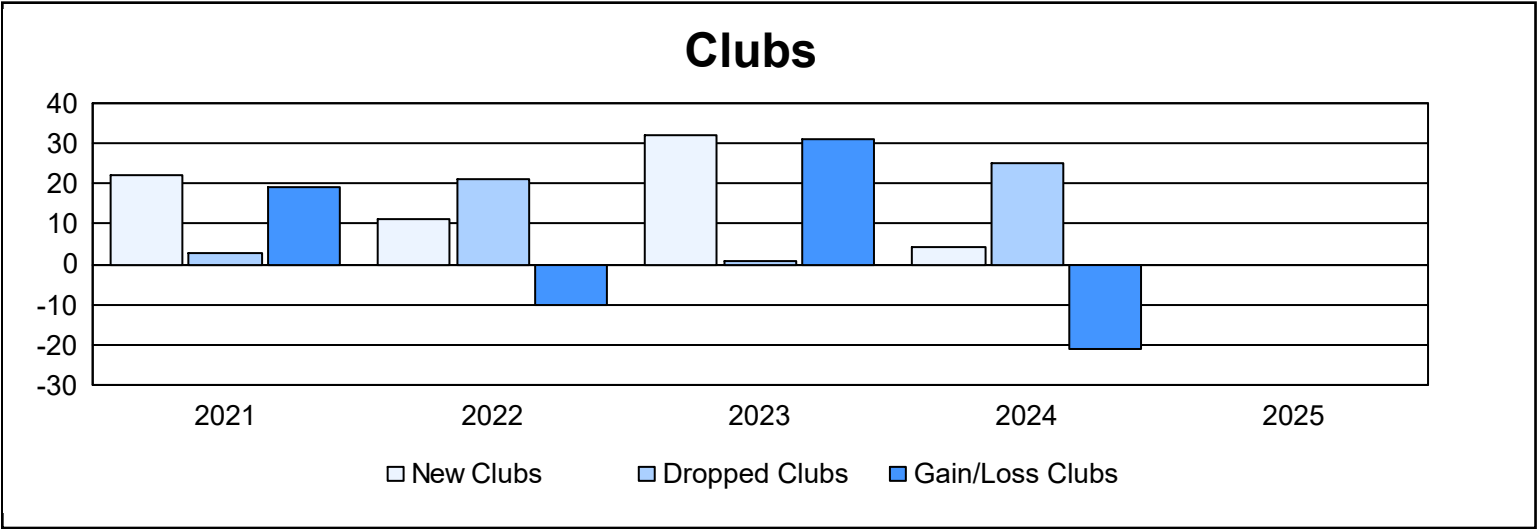
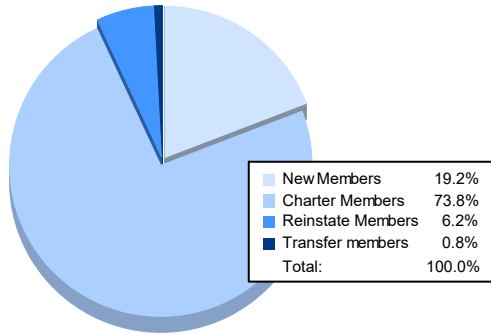


| Year | New Clubs | Dropped Clubs | Gain/ Loss Clubs | New Members | Charter Members | Reinstate Members | Transfer Members | Total Member Added | Total Members Dropped | Gain/ Loss Members |
|-----------|-----------|---------------|------------------|-------------|-----------------|-------------------|------------------|--------------------|-----------------------|--------------------|
| 2020-2021 | 22 | 3 | 19 | 763 | 594 | 48 | 119 | 1,524 | 767 | 757 |
| 2021-2022 | 11 | 21 | -10 | 219 | 304 | 31 | 7 | 561 | 676 | -115 |
| 2022-2023 | 32 | 1 | 31 | 410 | 716 | 69 | 6 | 1,201 | 370 | 831 |
| 2023-2024 | 4 | 25 | -21 | 253 | 125 | 166 | 31 | 575 | 963 | -388 |
| 2024-2025 | | | | 181 | 696 | 58 | 8 | 943 | 1,019 | -76 |
| Average | 17 | 13 | 5 | 365 | 487 | 74 | 34 | 961 | 759 | 202 |



Membership Composition June 2025 Cumulative



Gender Composition June 2025 Cumulative

